



ROME 90 - WHITE FASCIA




WHITE GLASS FASCIA

Product Features

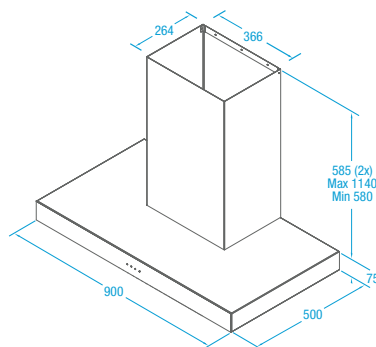
Hood Mounting	Wall Hung
Cooking Coverage	Suits 75cm - 100cm Cooking Surfaces
Filtration	S-Flow Baffle Filters 3x (H-25) - Dishwasher Safe
Lighting	LED 5x (1.0W)
Finish	AISI304 1.0mm High Grade Stainless Steel
Controls	LED Backlit 4 Button <i>mastermind</i> Touch Control with LED Speed Indicator
Speed Settings	3 Speed + Boost Mode
Timer Function	Programmable Timer (10min Increments) + Auto Shut Off After 2Hrs Of Inactivity
Ducting	200mm Acoustic Flexi Ducting - Five (5) Meter Length (Supplied only with Remote Motors)
Hood Width	900mm
Hood Depth	500mm
Hood Height (Fascia)	75mm



Filtration Zone



Dimensioned Drawing



Model / Extraction Unit Selection

X5R09W5.IL	Wall Hung Canopy	KleenAir Lite Remote Fan Solution - 800 m³/hr
X5R09W5.EL	Wall Hung Canopy	KleenAir Lite Remote Fan Solution - 800 m³/hr
X5R09W5.IP	Wall Hung Canopy	KleenAir Pro Remote Fan Solution - 1140 m³/hr
X5R09W5.EP	Wall Hung Canopy	KleenAir Pro Remote Fan Solution - 1140 m³/hr
X5R09W5.EPP	Wall Hung Canopy	KleenAir Pro Plus Remote Fan Solution - 2010 m³/hr

X5R09W5.OP/T	Wall Hung Canopy	KleenAir Power On Board Fan Solution - 1020 m³/hr
X5R09W5.OP/B	Wall Hung Canopy	KleenAir Power On Board Fan Solution - 1020 m³/hr
X5R09W6.OU/T	Wall Hung Canopy	KleenAir Ultra EC On Board Fan Solution - 1680 m³/hr
X5R09W6.OU/B	Wall Hung Canopy	KleenAir Ultra EC On Board Fan Solution - 1680 m³/hr

Remote Inline Motor System
Remote External (Roof or Wall Mounted) Motor System
Remote Inline Motor System
Remote External (Roof or Wall Mounted) Motor System
Remote External (Roof or Wall Mounted) Motor System

On-Board Motor System - Top Ducted (150mm Outlet)
On-Board Motor System - Back Ducted (150mm Outlet)
On-Board Motor System - Top Ducted (Inc. Transition Duct)
On-Board Motor System - Back Ducted (Inc. Wall Vent Kit)

whispair